

Rp	Nb	DESIGNATION		MATIERE/MATERIAL
01	1	CORPS	BODY	EN - JS1050
02	1	BOUCHON DE PURGE	DRAIN PLUG	FONTE / CAST IRON
04	1	SIEGE	SEAT	1.4028 / AISI 420
08	1	SOUPAPE	DISC	1.4028 / AISI 420
11	1	BILLE	BALL	1.4028 / AISI 420
12	1	TIGE	STEM	1.4028 / AISI 420
13	2	JOINT DE CORPS	BODY GASKET	GRAPHITE / FIBRE - GRAPHITE / FIBER
14	1	GUIDE TIGE	STEM GUIDE	1.1141 + LAITON / C. STEEL+BRASS
15	1	BAGUE COUPELLE INF.	RING	1.0736 / AISI 1215
16	1	COUPELLE INFERIEURE	UNDER SPRING PLATE	1.0736 / AISI 1215
17	1	RESSORT	SPRING	INOX ou ACIER / ST. STEEL or C. STEEL
18	1	COUPELLE SUPERIEURE	UPPER SPRING PLATE	1.0736 / AISI 1215
19	1	FUT	SHANK	EN - JS1050
20		VIS DE CORPS	BODY SCREW	ACIER / CARBON STEEL
22	1	VIS DE REGLAGE	ADJUSTMENT SCREW	1.0736 / AISI 1215
23	1	C/ECROU VIS DE REGLAGE	LOCK NUT	1.0060 / A 288 gr C
26	1	JOINT DE BOUCHON	PLUG GASKET	GRAPHITE
27	1	BOUCHON	PLUG	EN - JS1050
55	1	VIS DE BLOCAGE	BLOCKING SCREW	ACIER / CARBON STEEL
56	1	ECROU	NUT	ACIER / CARBON STEEL
58	1	BUTEE A BILLES	THRUST BALL BEARING	ACIER / CARBON STEEL
62	1	JOINT	GASKET	1.4301 / AISI 304L
63	1	VIS	SCREW	ACIER / CARBON STEEL

- SOUPAPE DE SURETE FONTE GS
- BOUCHON ETANCHE AVEC LEVIER
- RACCORDEMENT ENTREE/SORTIE:
BRIDES INTEGRALES - PN 16 x 16

- DUCTIL IRON SAFETY RELIEF VALVE
- TIGHT PLUG WITH LEVER
- CONNECTION INLET/OUTLET:
INTEGRAL FLANGES - PN 16 x 16

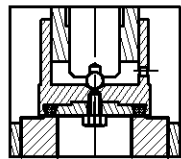
- AUTRES CONDITIONS DE SERVICE,
RACCORDEMENTS ET MATERIAUX SUR DEMANDE.
- MATERIEL CONFORME A LA DIRECTIVE 97/23/CE

- OTHER WORKING CONDITIONS, CONNECTIONS
AND MATERIALS ON REQUEST
- MATERIAL CONFORM TO DIRECTIVE 97/23/CE

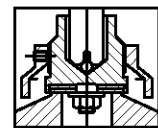
DN		A	B	C	P.D.O (bar) SET PRESSURE MINI 0,20 bar	SECTION DE PASSAGE CROSS SECTION (mm ²)	POIDS WEIGHT (Kg)
ENTREE INLET	SORTIE OUTLET						
25	40	100	105	345	16	380	10
40	65	115	140	460	16	1018	20
50	80	120	150	485	16	1590	22
65	100	140	170	590	16	1963	35
80	125	160	195	620	16	3317	52
100	150	180	220	690	15	5024	60
125	200	200	250	740	9	7850	80
150	250	225	285	780	8	13266	150

**VARIANTES
OTHER POSSIBILITIES**

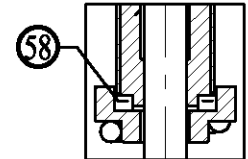
SOUPAPE A JOINT TORIQUE FPM ou EPDM
DISC WITH O'RING FPM or EPDM
TYPE 110 GRJV ou/or GRIT



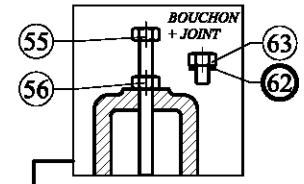
SOUPAPE A PORTEE PTFE
DISC WITH PTFE GASKET
TYPE 110 GRT (20 bar maxi)



DETAIL COUPELLE SUPERIEURE
DN 100-125-150
UPPER SPRING PLATE DETAIL



VIS DE BLOCAGE
BLOCKING SCREW
TYPE 110 GRVB

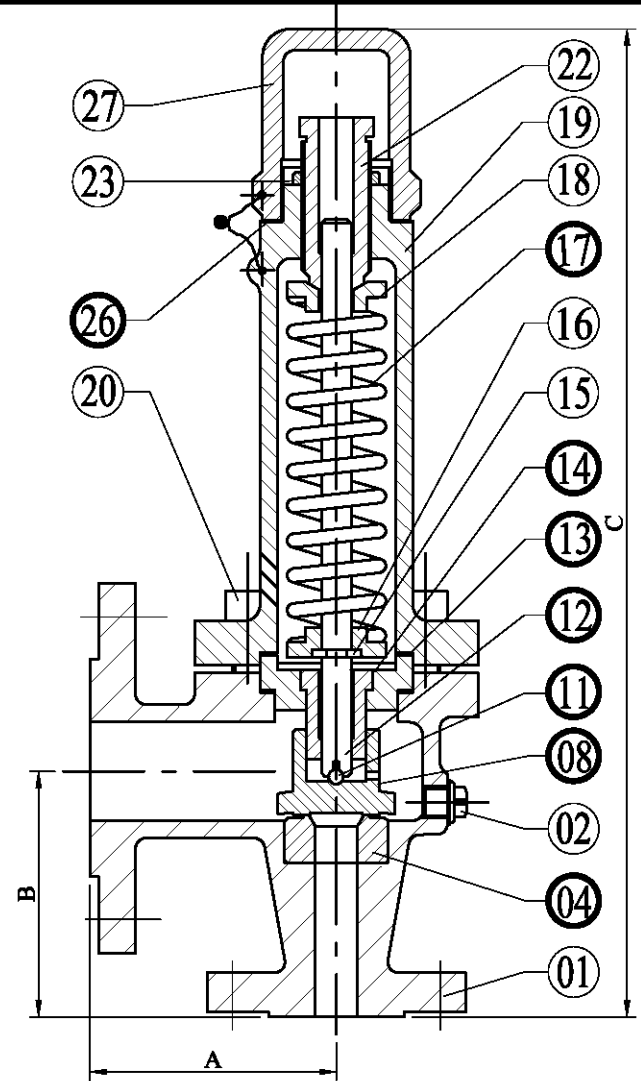


ATTENTION

VIS DE BLOCAGE MECANISME - A REMPLACER PAR BOUCHON + JOINT
AVANT MISE EN SERVICE
BLOCKING SCREW SHOULD BE REPLACED BY SCREW+GASKET BEFORE USE

PIECES DE RECHANGE CONSEILLEES
RECOMMENDED SPARE PARTS

CE DOCUMENT PEUT ETRE MODIFIE SANS AVIS PREALABLE
ALL SPECIFICATIONS SUBJECT TO CHANGE WITHOUT NOTICE



F	12/02/08	MISE A JOUR / UP DATING (FM244)	RANA	DEBILLE
SOUPAPE DE SURETE SAFETY RELIEF VALVE TYPE - 110 GR DN 25/.../150 - PN 16			1029	