

Housing-Material: P250GH

Nominal diameter: DN15, DN20, DN25, DN40, DN50

Connections:

- Flanges DN 15-50, acc. DIN EN 1092-1 PN 40
- Flanges ½"-2", acc. ANSI B 16.5 Class 150 & 300
- Female thread G ½"-1" (BSP) acc. DIN ISO 228-1
- Female thread ½"-1" NPT acc. ANSI B 1.20.1
- Butt weld acc. DIN EN 12627 as ANSI B 16.25
- Socket weld acc. DIN EN 12760 as ANSI B 16.11

Nominal pressure stage: PN 40

Function-limit:

Max. working pressure (bar g)	40	37,1	33,4	27,6	23,8
Max. working temperature (°C)	-10/20	100	200	300	400*

*for ANSI max. 350°C

Media: Steam condensate.
Not applicable for media of fluid group 1.

Funktion: A special liquid contained within the capsule type S evaporates or condenses due to changes in temperature. The operating temperature is only 10°C below the boiling point of water. When the temperature rises, the liquid evaporates and the valve closes when the temperature drops, the liquid condenses and the valve opens.

Special characteristics: Due to the very slight temperature drop, accumulation of the condensate is reduced. The capsule reacts to temperature changes immediately. This system ensures prevention of losses in live and control steam and is insensitive to waterhammer.

Installation: horizontal or vertical

Control: Pressure limit for operation PMO= 22 bar

As option at additional charge:

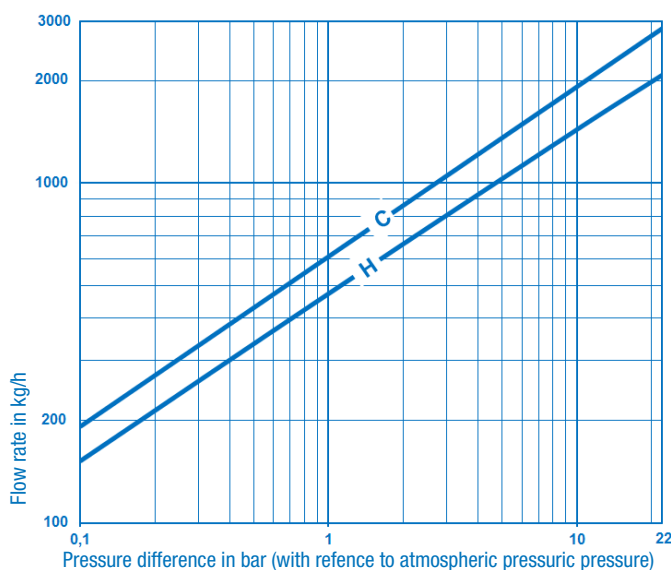
- integrated check valve
- Capsule with approx. 5 °C condensate undercooling
- Capsule with approx. 30 °C condensate undercooling

CE - Mark:

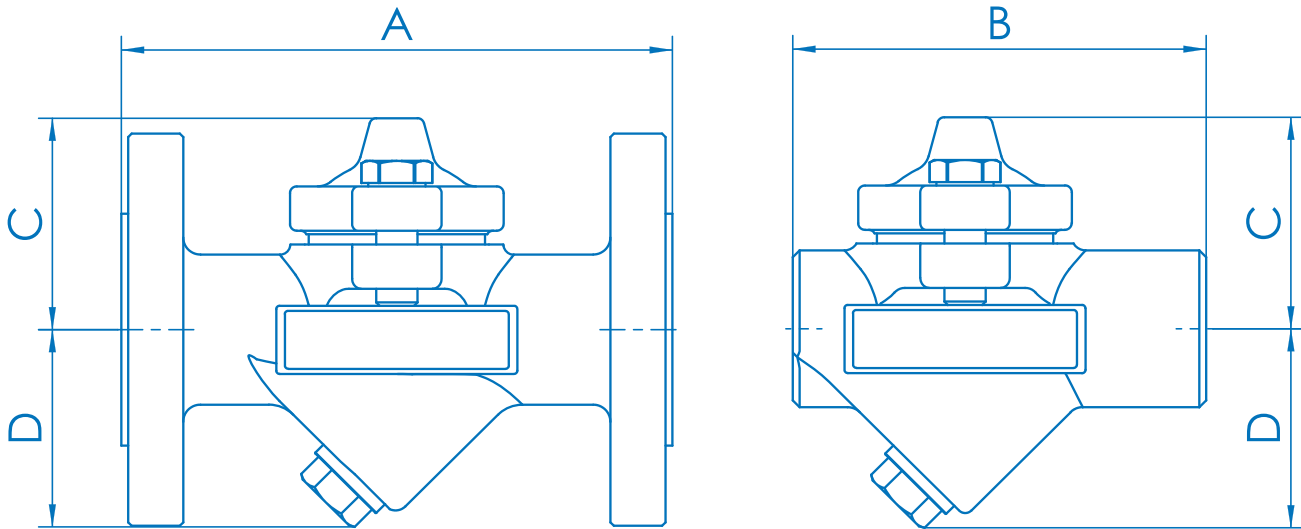
The pressure equipment described is a pressure-keeping component in accordance with the Pressure Vessel Directive 2014/68/EU DN15-25: acc. art.4, sub3, no CE-mark.
DN40/50: Conformity through the ident. mark CE 0525.

Please state the following when making inquiries / placing orders: Medium, density, initial pressure, counter pressure, temperature, quantity of condensation (kg/h).

Performance



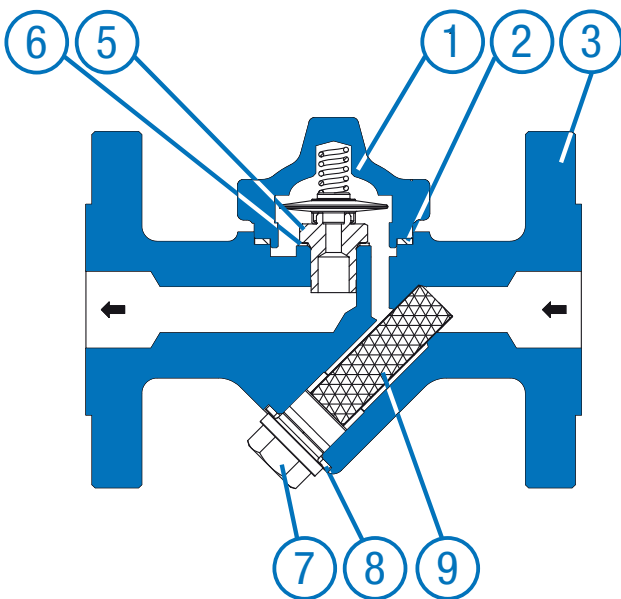
The diagram shows the flow rate of hot condensate (H) and cold condensate (C) in kg/h, with the standard capsule type S, approx. 10°C undercooling.



Dimensions (in mm), Weight (in kg)

Connection	Thread			Butt weld Socket weld	Flange				
	1/2"	3/4"	1"		DN 15 - 25 (1/2" - 1")	DN 15 (1/2")	DN 20 (3/4")	DN 25 (1")	DN 40 (1 1/2")
A	-	-	-	-	150	150	160	230	230
B	100	100	120	120	-	-	-	-	-
C	65	65	65	65	65	65	65	65	65
D	60	60	60	60	60	60	60	60	60
Weight	2,5	2,5	2,5	2,5	4	4,5	5	10	11

Spare Parts



- 1 **Upper housing:** P250GH
- 2 **Gasket:** Novaphite
- 3 **Flange part:** P250GH
- 4 **Set screws:** A4-70, DIN 933 / ISO 4017 (not visible)
- 5 **Valve unit*:** 1.4104, 2.4610 & 1.4310
- 6 **Gasket:** Soft Iron
- 7 **Strainer screw:** G 1/2" (BSP) - 5.8
- 8 **Gasket:** Soft Iron
- 9 **Strainer:** 1.4301

* Due to functions requirements, marked items cannot be supplied as individual parts.

To ensure correct parts delivery, specify part number and works standard sheet number 10210.